


PASSAGE THREE (Questions 6-10)

The plane with the largest wingspan ever built was nicknamed the *Spruce Goose*. The wingspan of the *Spruce Goose* was 320 feet (almost 100 meters), and the plane weighed 200 tons. It was so big that it needed eight engines to power it.

Line (5) The plane was designed by Howard Hughes in response to a U.S. government request for a plane that was able to carry a large cargo for the war effort. It was made of wood because wood is a less critical material in wartime than metal.

(10) The plane was so difficult to build that it never really got used. It was flown one time only, by Hughes himself, on November 2, 1947; during that flight it traveled a distance of less than one mile over the Los Angeles Harbor, but it did fly. Today, the *Spruce Goose* is on exhibit for the public to see in Long Beach, California.

6. Choose the drawing that most closely resembles the *Spruce Goose*.



7. The passage indicates that the plane was designed
 (A) As a cargo plane
 (B) As a racing plane
 (C) To carry wood
 (D) For exhibition

8. According to the passage, the *Spruce Goose* is constructed from
 (A) Wood
 (B) Lightweight metal
 (C) Plastic
 (D) Steel

9. According to the passage, when the *Spruce Goose* flew,
 (A) It went only a short distance
 (B) It fell into the Los Angeles Harbor
 (C) It flew 100 miles
 (D) It carried a large cargo

10. The passage indicates that the *Spruce Goose* today
 (A) Flies regularly for the U.S. government
 (B) Is in the Los Angeles Harbor
 (C) Is in storage
 (D) Can be seen by the public

MY ANSWER

6. D

7. D. For exhibition

8. A. Wood

9. C. It flew 100 miles

10. B. Is in the Los Angeles Harbor

Tugas bhs inggris ke 10

Nama : Vira yunizka

Nim :191910014

The plane with the largest wingspan ever built was nicknamed the *Spruce Goose*. The wingspan of the *Spruce Goose* was 320 feet (almost 100 meters), and the plane weighed 2000 tons. It was so big that it needed eight engines to power it.

The plane was designed by Howard Hughes in response to a U.S. government request for a plane that was able to carry a large cargo for the war effort. It was made of wood because wood is a less critical material in wartime than metal.

The plane was so difficult to build that it never really got used. It was flown one time only, by Hughes himself, on November 2, 1947; during that flight it traveled a distance of less than one mile over the Los Angeles Harbor, but it did fly. Today, the *Spruce Goose* is on exhibit for the public to see in Long Beach, California.

6. Which of the following is true about the *Spruce Goose*?
- (A) Each of its wings measures 100 meters
 - (B) It weighs 200 pounds.
 - (C) It has eight wings to help it to fly
 - (D) It has wingspan larger than the wingspan of any other plane**
7. The passage indicates that the plane was designed
- (A) as cargo plane**
 - (B) as a racing plane.
 - (C) to carry wood
 - (D) for exhibition
8. According to the passage, the *Spruce Goose* is constructed from
- (A) wood**
 - (B) lightweight metal
 - (C) plastic
 - (D) steel
9. According to the passage when the *Spruce Goose* flew,
- (A) it went only a short distance.**
 - (B) it fell into the Los Angeles Harbor
 - (C) it flew 100 miles.
 - (D) it carried a large cargo.
10. The passage indicates that the *Spruce Goose* today
- (A) flies regularly for the U.S. government

(B) is in the Los Angeles Harbor

(C) is in storage

(D) can be seen by the public

Nama : Vonny Ayu Elintiya

Nim : 191910041

Kelas : IK3B

MK : Bahasa Inggris 2

Jawaban:

6. D

7. A

8. A

9. A

10. D

Nama : Yolanda Tri Salsa

nim : 191910026

1. D.
2. A. As a cargo plane
3. A. Wood
4. A. It went only a short distance
5. D. Can be seen by the public

Nama : Alisya Maharani

NIM : 191910027

Part 10

1. D.
2. A. As a cargo plane
3. A. wood
4. D. It carried a large cargo
5. D. can be seen by the public

Nama :Andre Irawan

Nim :191910017

Kelas :IK3B

MK :Bahasa Inggris 2

Jawaban:

6. D

7. A

8. A

9. A

10. D

Nama : Anggeres Monika

Nim : 191910044

Kelas : IK3A

1. Choose the drawing that most closely resembles the *Spruce Goose*.

A.

B.

C.

D.

2. The passage indicates that the plane was designed

A. As a cargo plane

B. As a racing plane

C. To carry wood

D. For exhibition

3. According to the passage, the *Spruce Goose* is constructed from

A. Wood

B. metal

C. Plastic

D. Steel

4. According to the passage, when the *Spruce Goose* flew,

A It went only a short distance

B. It fell into the Los Angeles Harbor

C. It flew 100 miles

D. It carried a large cargo

5. The passage indicates that the *Spruce Goose* today

A. Files regularly for the U.S. government

B. Is in the Los Angeles Harbor

C. Is in storage

D. Can be seen by the public

Nama : Anggun

Kelas : IK3A

Nim : 191910043

6. D

7. A

8. A

9. D

10. D

Nama : Athallah Deva Pramonoputra

Kelas : IK3A

NIM : 191910039

6. Choose the drawing that most closely resembles the *Spruce Goose*.
 - a. 1
 - b. 2
 - c. 3
 - d. 4
7. The passage indicates that the plane was designed
 - a. As a cargo plane
 - b. As a racing plane
 - c. To carry wood
 - d. For exhibition
8. According to the passage, the *Spruce Goose* is constructed from
 - a. Wood
 - b. Lightweight metal
 - c. Plastic
 - d. Steel
9. According to the passage, when the *Spruce Goose* flew,
 - a. It went only a short distance
 - b. It fell into the Los Angeles Harbor
 - c. It flew 100 miles
 - d. It carried a large cargo
10. The passage indicates that the *Spruce Goose* today
 - a. Flies regularly for the U.S. government
 - b. Is in the Los Angeles Harbor
 - c. Is in storage
 - d. Can be seen by the public

Nama : Bahrul Adian

NIM : 191910042

Part 10

1. D.
2. A. As a cargo plane
3. A. wood
4. D. It carried a large cargo
5. D. can be seen by the public

Nama : **Bayu Santoso**

Nim : **191910004**

Kelas : **IK3A**

MK : **Bahasa Inggris 2**

6. Choose the drawing that most closely resembles the Spruce Goose.

(C)

7. The passage indicates that the plane was designed

(A) As racing plane

8. According to the passage, the Spruce Goose is constructed from

(A) Wood

9. According to the passage, when the Spruce Goose flew,

(A) It went only short distance

10. The passage indicates that the Spruce Goose today

(D) Can be seen by the public

Nama : Bianda Elfareza
NIM : IK-7B
Kelas : 171910015
Fakultas : Ilmu Komunikasi
Angkatan : 2017
Mata Kuliah : Bahasa Inggris

6. Choose the drawing that most closely resembles the *Spruce Goose*.
 - a.
 - b.
 - c.
 - d.
7. The passage indicates that the plane was designed
 - a. As a cargo plane
 - b. As a racing plane
 - c. To carry wood
 - d. For exhibition
8. According to the passage, the *Spruce Goose* is constructed from
 - a. Wood
 - b. Lightweight metal
 - c. Plastic
 - d. Steel
9. According to the passage, when the *Spruce Goose* flew,
 - a. It went only a short distance
 - b. It fell into the Los Angeles Harbor
 - c. It flew 100 miles
 - d. It carried a large cargo
10. The passage indicates that the *Spruce Goose* today
 - a. Flies regularly for the U.S. government
 - b. Is in the Los Angeles Harbor
 - c. Is in storage
 - d. Can be seen by the public

Nama : Billy Hario Pardeian

Nim : 191910049

Kelas : IK3B

MK : Bahasa Inggris 2

Jawaban:

6. D

7. A

8. A

9. A

10. D

Nama : Dandy Dwi Putra Handho

Kelas : IK3A

NIM : 191910032

6. Choose the drawing that most closely resembles the *Spruce Goose*.
 - a.
 - b.
 - c.
 - d.

7. The passage indicates that the plane was designed
 - a. As a cargo plane
 - b. As a racing plane
 - c. To carry wood
 - d. For exhibition

8. According to the passage, the *Spruce Goose* is constructed from
 - a. Wood
 - b. Lightweight metal
 - c. Plastic
 - d. Steel

9. According to the passage, when the *Spruce Goose* flew,
 - a. It went only a short distance
 - b. It fell into the Los Angeles Harbor
 - c. It flew 100 miles
 - d. It carried a large cargo

10. The passage indicates that the *Spruce Goose* today
 - a. Flies regularly for the U.S. government
 - b. Is in the Los Angeles Harbor
 - c. Is in storage
 - d. Can be seen by the public

Nama : Eci Meiliana

Kelas : IK3B

Nim : 191910025

Mk : B. Inggris

Answer Part 10

6. D

7. A. as a cargo

8. A. wood

9. A. it went only a short distance

10. D. Can be seen by the public

Nama : Elly oktarina

Nim :191910054

Kelas :IK3B

MK :Bahasa Inggris 2

Jawaban:

6. D

7. A

8. A

9. A

10. D

Nama : ERVIN JUNIASMAR

Nim : 191910010

Kelas : IK3B

1. Choose the drawing that most closely resembles the *Spruce Goose*.

A.

B.

C.

D.

2. The passage indicates that the plane was designed

A. As a cargo plane

B. As a racing plane

C. To carry wood

D. For exhibition

3. According to the passage, the *Spruce Goose* is constructed from

A. Wood

B. metal

C. Plastic

D. Steel

4. According to the passage, when the *Spruce Goose* flew,

A. It went only a short distance

B. It fell into the Los Angeles Harbor

C. It flew 100 miles

D. It carried a large cargo

5. The passage indicates that the *Spruce Goose* today

A. Files regularly for the U.S. government

B. Is in the Los Angeles Harbor

C. Is in storage

D. Can be seen by the public

Nama : Fathur Rahman

Nim : 191910004

Kelas : IK3B

MK : Bahasa Inggris 2

6. Choose the drawing that most closely resembles the Spruce Goose.

(C)

7. The passage indicates that the plane was designed

(A) As racing plane

8. According to the passage, the Spruce Goose is constructed from

(A) Wood

9. According to the passage, when the Spruce Goose flew,

(A) It went only short distance

10. The passage indicates that the Spruce Goose today

(D) Can be seen by the public

Nama : Felin Nuari Hadita

Nim : 191910015

Kelas : IK3B

MK : Bahasa Inggris 2

Jawaban:

6. D

7. A

8. A

9. A

10. D

Nama : Fikri Irawan
Kelas : IK3A
NIM : 191910019
Tugas : Part 9

6. Choose the drawing that most closely resembles the *Spruce Goose*.
 - a. Gambar 1
 - b. Gambar 2
 - c. Gambar 3
 - d. Gambar 4**

7. The passage indicates that the plane was designed
 - a. As a cargo plane**
 - b. As a racing plane
 - c. To carry wood
 - d. For exhibition

8. According to the passage, the *Spruce Goose* is constructed from
 - a. Wood**
 - b. Lightweight metal
 - c. Plastic
 - d. Steel

9. According to the passage, when the *Spruce Goose* flew,
 - a. It went only a short distance**
 - b. It fell into the Los Angeles Harbor
 - c. It flew 100 miles
 - d. It carried a large cargo

10. The passage indicates that the *Spruce Goose* today
 - a. Flies regularly for the U.S. government
 - b. Is in the Los Angeles Harbor
 - c. Is in storage
 - d. Can be seen by the public**

Nama :Gilang Putra Ramadhan

Nim :191910055

Kelas :IK3B

MK :Bahasa Inggris 2

Jawaban:

6. D

7. A

8. A

9. A

10. D

LATIHAN JURUS 2

6. D

7. A

8. A

9. A

10. D

Name : Muchammad Arya Perdana

Class : IK3B

NIM : 191910005




PASSAGE THREE (Questions 6-10)

The plane with the largest wingspan ever built was nicknamed the *Spruce Goose*. The wingspan of the *Spruce Goose* was 320 feet (almost 100 meters), and the plane weighed 200 tons. It was so big that it needed eight engines to power it.

Line The plane was designed by Howard Hughes in response to a U.S. government request for a plane
(5) that was able to carry a large cargo for the war effort. It was made of wood because wood is a less critical material in wartime than metal.

The plane was so difficult to build that it never really got used. It was flown one time only, by Hughes himself, on November 2, 1947; during that flight it traveled a distance of less than one mile over the Los Angeles Harbor, but it did fly. Today, the *Spruce Goose* is on exhibit for the
(10) public to see in Long Beach, California.

6. Choose the drawing that most closely resembles the *Spruce Goose*.



7. The passage indicates that the plane was designed
(A) As a cargo plane
(B) As a racing plane
(C) To carry wood
(D) For exhibition

8. According to the passage, the *Spruce Goose* is constructed from
(A) Wood
(B) Lightweight metal
(C) Plastic
(D) Steel

9. According to the passage, when the *Spruce Goose* flew,
(A) It went only a short distance
(B) It fell into the Los Angeles Harbor
(C) It flew 100 miles
(D) It carried a large cargo

10. The passage indicates that the *Spruce Goose* today
(A) Flies regularly for the U.S. government
(B) Is in the Los Angeles Harbor
(C) Is in storage
(D) Can be seen by the public

1. D

2. A

3. A

4. A

5. D

Nama : Muhammad Gilang Ramadhan
NIM : 191910018
Kelas : IK3B
M. K : Bahasa Inggris 2

6. Choose the drawing that most closely resembles the Spruce Goose.
(C)

7. The passage indicates that the plane was designed
(A) As racing plane

8. According to the passage, the Spruce Goose is constructed from
(A) Wood

9. According to the passage, when the Spruce Goose flew,
(A) It went only short distance

10. The passage indicates that the Spruce Goose today
(D) Can be seen by the public

Part 10

6. Choose the drawing that most closely resembles the spruce goose
- (A)
 - (B)
 - (C)
 - (D)**
7. The passage indicates that the plane was designed
- (A) as a cargo plane**
 - (B) as a racing plane
 - (C) to carry wood
 - (D) for exhibition
8. According to the passage, the Spruce Goose is constructed from
- (A) wood**
 - (B) lightweight metal
 - (C) plastic
 - (D) steel
9. According to the passage, when the Spruce Goose flew,
- (A) it went only a short distance**
 - (B) it fell into the Los Angeles Harbor
 - (C) it flew 100 miles
 - (D) it carried a large cargo
10. The passage indicates that the Spruce Goose today
- (A) flies regularly for the U.S. government
 - (B) is in the Los Angeles Harbor
 - (C) is in storage
 - (D) can be seen by the public**

M. Athallah Zada Pandya
191910024
IK3A

Nama : Muhammad Fajri

Kelas : Ik7a

Nim : 171910013

6. A

7.A

8.D

9.D

10.B

Nama : Muhammad Wildanul Mukholladun
Kelas : IK3A
NIM : 191910021

JURUS 2

1. D.
2. A. As a cargo plane
3. A. Wood
4. A. It feel into the Los Angeles Harbor
5. D. Can be seen by the Public

Nama : Nadya Hendrika Putri

NIM : 191910031

Kelas : IK3A

6. Choose the drawing that most closely resembles the *Spruce Goose*.

Answer: D

7. The passage indicates that the plane was designed

Answer: A. As a cargo plane

8. According to the passage, the *Spruce Goose* is constructed from

Answer: A. Wood

9. According to the passage, when the *Spruce Goose* flew,

Answer: A. It went only a short distance

10. The passage indicates that the *Spruce Goose* today

Answer: D. Can be seen by the public

Nama: Nursila

NIM. : 191910016

Class: IK3B

The plane with the largest wingspan ever built was nicknamed the Spruce Goose.

The wingspan of the Spruce Goose was 320 feet (almost 100 meters), and the plane weighed 200 tons. It was so big that it needed eight engines to power it.

The plane was designed by Howard Hughes in response to a U.S. government request for a plane that was able to carry a large cargo for the war effort. It was made of wood because wood is a less critical material in wartime than metal.

The plane was so difficult to build that it never really got used. It was flown one time only, by 1-lughes himself, on November 2, 1947; during that flight it traveled a distance of less than one mile over the Los Angeles Harbor, but it did fly. Today, the Spruce Goose is on exhibit for the public to see in Long Beach, California.

6. Which of the following is true about the Spruce Goose?

- (A) Each of its wings measures 100 meters.
- (B) It weighs 200 pounds.
- (C) It has eight wings to help it to fly.
- (D) It has a wingspan larger than the wingspan of any other plane.

Answer: D. It has a wingspan larger than the wingspan of any other plane.

7. The passage indicates that the plane was designed

- (A) as a cargo plane
- (B) as a racing plane
- (C) to carry wood
- (D) for exhibition

Answer: A. as a cargo plane

8. According to the passage, the Spruce Goose is constructed from

- (A) wood
- (B) lightweight metal
- (C) plastic
- (D) steel

Answer: A. Wood

9. According to the passage, when the Spruce Goose flew,

- (A) it went only a short distance
- (B) it fell into the Los Angeles Harbor
- (C) it flew 100 miles
- (D) it carried a large cargo

Answer: A. it went only a short distance

10. The passage indicates that the Spruce Goose today

- (A) flies regularly for the U.S. government
- (B) is in the Los Angeles Harbor

(C) is in storage

(D) can be seen by the public

Answer: D. Can be seen by the public

Nama : Nursilawati

Nim :191910047

Kelas :IK3B

MK :Bahasa Inggris 2

Jawaban:

6. D

7. A

8. A

9. A

10. D

Nama: Pipit Anggreani

Kelas : IK3A

Nim : 191910003

PASSAGE THREE (Questions 6-10)

The plane with the largest wingspan ever built was nicknamed the Spruce Goose. The wingspan of the Spruce Goose was 320 feet (almost 100 meters), and the plane weighed 200 tons. It was so big that it needed eight engines to power it.


Line
(5)

The plane was designed by Howard Hughes in response to a U.S. government request for a plane that was able to carry a large cargo for the war effort. It was made of wood because wood is a less critical material in wartime than metal.

The plane was so difficult to build that it never really got used. It was flown one time only, by Hughes himself, on November 2, 1947; during that flight it traveled a distance of less than one mile over the Los Angeles Harbor, but it did fly. Today, the Spruce Goose is on exhibit for the public to see in Long Beach, California.

(10)

6. Choose the drawing that most closely resembles the Spruce Goose. (answer : D)



7. The passage indicates that the plane was designed

- (A) As a cargo plane
- (B) As a racing plane
- (C) To carry wood
- (D) For exhibition

8. According to the passage, the Spruce Goose is constructed from

- (A) Wood
- (B) Lightweight metal
- (C) Plastic
- (D) Steel

9. According to the passage, when the Spruce Goose flew,

- (A) It went only a short distance
- (B) It fell into the Los Angeles Harbor
- (C) It flew 100 miles
- (D) It carried a large cargo

10. The passage indicates that the Spruce Goose today

(A) Flies regularly for the U.S. government

(B) Is in the Los Angeles Harbor

(C) Is in storage

(D) Can be seen by the public

Nama : Pratiwi

Nim : 191910048

Kelas : IK3B

1. Choose the drawing that most closely resembles the *Spruce Goose*.

A.

B.

C.

D.

2. The passage indicates that the plane was designed

A. As a cargo plane

B. As a racing plane

C. To carry wood

D. For exhibition

3. According to the passage, the *Spruce Goose* is constructed from

A. Wood

B. metal

C. Plastic

D. Steel

4. According to the passage, when the *Spruce Goose* flew,

A It went only a short distance

B. It fell into the Los Angeles Harbor

C. It flew 100 miles

D. It carried a large cargo

5. The passage indicates that the *Spruce Goose* today

A. Files regularly for the U.S. government

B. Is in the Los Angeles Harbor

C. Is in storage

D. Can be seen by the public

Nama : puput karunia

Kelas : ik7b

Answer

5. b

6. a

7. b

8. a

9.a

10. b

Name : Putri Salsabila Purwanto

NIM : 191910035

Class : IK3A

PASSAGE THREE (Question 6-10)


The Plane with the largest wingspan ever built was nicknamed the *Spruce Goose*. The wingspan of the *Spruce Goose* was 320 feet (almost 100 meters), and the plane weighed 200 tons. It was so big that it needed eight engines to power it.

The plane was designed by Howard Hughes in response to a U.A. government request for a plane that was able to carry a large cargo for the war effort. It was made of wood because wood is a less critical material in wartime than metal.

The plane was so difficult to build that it never really got used. It was flown one time only, by Hughes himself, on November 2, 1947; during that flight it traveled a distance of less than one mile over the Los Angeles Harbor, but it did fly. Today, the *Spruce Goose* is on exhibit for the public to see in Long Beach, California.

6. Choose the drawing that most closely resembles the *Spruce Goose*

d) The picture of *Spruce Goose* plane



7. The passage indicates that the plane was designed

- a) As a cargo plane
 - b) As a racing plane
 - c) To carry wood
 - d) For exhibition
8. According to the passage, the *Spruce Goose* is constructed from
- a) Wood
 - b) Lightweight metal
 - c) Plastic
 - d) Steel
9. According to the passage, when the *Spruce Goose* flew,
- a) It went only a short distance
 - b) It fell into the Los Angeles Harbor
 - c) It flew 100 miles
 - d) It carried a large cargo
10. The passage indicates that the *Spruce Goose* today
- a) Flies regularly for the U.S. government
 - b) Is in the Los Angeles Harbor
 - c) Is in storage
 - d) Can be seen by the public

Nama : R. Rizky Wibowo Putra Agung

Kelas : IK3A

NIM : 191910030

6. Choose the drawing that most closely resembles the *Spruce Goose*.
 - a.
 - b.
 - c.
 - d.

7. The passage indicates that the plane was designed
 - a. As a cargo plane
 - b. As a racing plane
 - c. To carry wood
 - d. For exhibition

8. According to the passage, the *Spruce Goose* is constructed from
 - a. Wood
 - b. Lightweight metal
 - c. Plastic
 - d. Steel

9. According to the passage, when the *Spruce Goose* flew,
 - a. It went only a short distance
 - b. It fell into the Los Angeles Harbor
 - c. It flew 100 miles
 - d. It carried a large cargo

10. The passage indicates that the *Spruce Goose* today
 - a. Flies regularly for the U.S. government
 - b. Is in the Los Angeles Harbor
 - c. Is in storage
 - d. Can be seen by the public

RM.RIZKI IRFANI
191910036
IK3A

Part 10

6. Choose the drawing that most closely resembles the spruce goose
- (A)
 - (B)
 - (C)
 - (D)**
7. The passage indicates that the plane was designed
- (A) as a cargo plane**
 - (B) as a racing plane
 - (C) to carry wood
 - (D) for exhibition
8. According to the passage, the Spruce Goose is constructed from
- (A) wood**
 - (B) lightweight metal
 - (C) plastic
 - (D) steel
9. According to the passage, when the Spruce Goose flew,
- (A) it went only a short distance**
 - (B) it fell into the Los Angeles Harbor
 - (C) it flew 100 miles
 - (D) it carried a large cargo
10. The passage indicates that the Spruce Goose today
- (A) flies regularly for the U.S. government
 - (B) is in the Los Angeles Harbor
 - (C) is in storage
 - (D) can be seen by the public**

NAMA : SAHDAN
NIM : 191910045

ENGLAND LANGUAGE 2

6. Choose the drawing that most closely resembles the *Spruce Goose*.
- a.
 - b.
 - c.
 - d.
7. The passage indicates that the plane was designed
- a. As a cargo plane
 - b. As a racing plane
 - c. To carry wood
 - d. For exhibition
8. According to the passage, the *Spruce Goose* is constructed from
- a. Wood
 - b. Lightweight metal
 - c. Plastic
 - d. Steel
9. According to the passage, when the *Spruce Goose* flew,
- a. It went only a short distance
 - b. It fell into the Los Angeles Harbor
 - c. It flew 100 miles
 - d. It carried a large cargo
10. The passage indicates that the *Spruce Goose* today
- a. Flies regularly for the U.S. government

- b. Is in the Los Angeles Harbor
- c. Is in storage
- d. Can be seen by the public

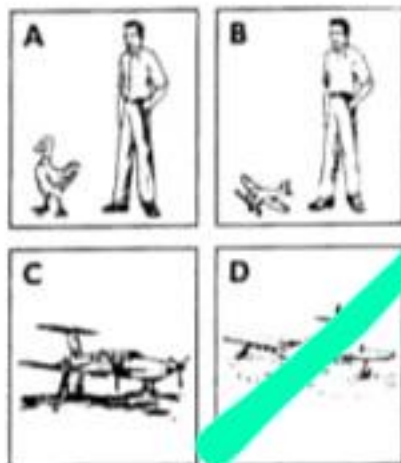
PASSAGE THREE (Questions 6-10)

The plane with the largest wingspan ever built was nicknamed the *Spruce Goose*. The wingspan of the *Spruce Goose* was 320 feet (almost 100 meters), and the plane weighed 200 tons. It was so big that it needed eight engines to power it.

Line The plane was designed by Howard Hughes in response to a U.S. government request for a plane
(5) that was able to carry a large cargo for the war effort. It was made of wood because wood is a less critical material in wartime than metal.

The plane was so difficult to build that it never really got used. It was flown one time only, by Hughes himself, on November 2, 1947; during that flight it traveled a distance of less than one mile over the Los Angeles Harbor, but I did fly. Today, the *Spruce Goose* is on exhibit for the
(10) public to see in Long Beach, California.

6. Choose the drawing that most closely resembles the *Spruce Goose*.



7. The passage indicates that the plane was designed

- (A) As a cargo plane
- (B) As a racing plane
- (C) To carry wood
- (D) For exhibition

8. According to the passage, the *Spruce Goose* is constructed from

- (A) Wood
- (B) Lightweight metal
- (C) Plastic
- (D) Steel

9. According to the passage, when the *Spruce Goose* flew,

- (A) it went only a short distance
- (B) it fell into the Los Angeles Harbor
- (C) it flew 100 miles
- (D) it carried a large cargo

10. The passage indicates that the *Spruce Goose* today

- (A) Flies regularly for the U.S. government
- (B) Is in the Los Angeles Harbor
- (C) Is in storage
- (D) Can be seen by the public

Nama : Sherin Arini

Nim : 191910052

Kelas : IK3A

Bahasa Inggris

The plane with the largest wingspan ever built was nicknamed the *Spruce Goose*. The wingspan of the *Spruce Goose* was 320 feet (almost 100 meters), and the plane weighed 200 tons. It was so big that it needed eight engines to power it.

The plane was designed by Howard Hughes in response to a U.S. government request for a plane that was able to carry a large cargo for the war effort. It was made of wood because wood is a less critical material in wartime than metal.

The plane was so difficult to build that it never really got used. It was flown one time only, by Hughes himself, on November 2, 1947 during that flight it traveled a distance of less than one mile over the Los Angeles Harbor, but it did fly. Today, the *Spruce Goose* is on exhibit for the public to see in Long Beach, California.

6. Choose the drawing that most closely resembles the Spruce Goose.

A. -

B. -

C. -

D. -

7. The passage indicates that the plane was designed

A. As a cargo plane

- B. As a racing plane
 - C. To carry wood
 - D. For exhibition
8. According to the passage, the Spruch Goose is constructed from
- A. Wood**
 - B. Lightweight metal
 - C. Plastic
 - D. Steel
9. According to the passage, when the Spruch Goose flew,
- A. It went only a short distance**
 - B. It fell into the Los Angeles Harbor
 - C. It flew 100 miles
 - D. It carried a large cargo
10. The passage indicates that the Spruch Goose today
- A. Flies regularly for the U.S. government
 - B. Is in the Los Angeles Harbor
 - C. Is in storage
 - D. Can be seen by the public**