

WEBSITE DESIGN RESEARCH AND COMMUNITY SERVICE INSTITUTE IN BINA DARMA UNIVERSITY

Siti Sa'uda
Informatics engineering
Bina Darma University
Palembang, Indonesia
sitisauda@mail.binadarma.ac.id

Qoriani Widayati
Computerized Accounting
Bina Darma University
Palembang, Indonesia
Qoriani.ubd@gmail.com

Abstract - This study aimed to draft Research and Community Service Institute (LPPM) at Bina Darma University Palembang using PHP and MySQL. Web-based application can be an alternative choice for users because it can save time, money and effort. Designing a website means of information online that is accessible to anyone, either from the LPPM Bina Darma University professors as well as the visitors who visit the site. Website design requires planning strategy best way to entice the user to want to visit and search of information. Speed in opening a web page is one of the important factors in building web applications

Kata kunci : PHP, Mysql, Website, Information

I. INTRODUCTION

In line with its mission statement by the College through the concept of Tri Dharma's University, College of the duty to research and community service, in addition to education. In this case the mission by universities is basically to collect, preserve, and transfer the culture, humanity, and knowledge of mankind from generation to generation. In other words, universities are not only required for the transfer of knowledge through the teaching process, but also is required to collect and explore new knowledge through research and development (research and development, R & D).

Research and Community Service Institute is an agency that coordinates research activities and community service and is responsible to the Rector of Bina Darma University. It is implementing elements of the academic in a university to carry out the Tri Dharma's University, the research activities and community service.

According to the Law of the Republic of Indonesia Number 18 of 2002 on the National System of Research, Development, and Application of Science and Technology (Chapter I General Provisions, Article 1) is the research activities carried out according to the rules and systematic scientific methods to obtain information, the data, and information relating to the understanding and proving the truth or untruth of the assumptions and / or hypotheses in science and technology and draw scientific conclusions for the purposes of advancement of science and technology [3].

On the other hand the Directorate of Research and Community Service According to the University of

Indonesia, community service or community service activity is an activity that includes efforts to improve the quality of human resources, among others, in terms of expansion of insight, knowledge and skills enhancement conducted by academic community as well as the embodiment of devotion dharma active form of concern for improving the welfare of the general public and especially to empower low-income communities [1].

Research activities and community service performed functionally to involve faculty and students as well as the entire academic environment. Research activities and community service is not just an activity that supports Tri Dharma's University (teaching, researched community service). In data processing research and community service, LPPM does not have a special system in processing, storing and presenting information research and community service. Anyone who wants to do research or community service must send the proposal to the LPPM through paper media, CD, flash disc or e-mail. This causes not integrated delivery proposal. Then the researchers waited until the deadline is not specified to determine if the proposal is approved or not.

In the management of a research and community administrative complex is important. Coupled with the deadline for the completion of such a research report or community service. Sometimes overlooked in the service side. One example, for instance in the case of an e-mail reply, sometimes it is not a top priority on the service side. If this is ignored then it is possible if the credibility of the LPPM services to be decreased

Based on the description above, showed that research and community-based website to be a necessity in the management of research and community service in the LPPM-Bina Darma University.

II. MATERIALS AND METHOD

1. Research Method

The research method is a method that can be used to achieve the expected goals through a study of the techniques and tools specific. The research methods used in this research is descriptive method.

Descriptive method is a method in researching the status of a group of people, an object, a set of conditions, a system of thought, or a class of events in the present [2]. The purpose of this descriptive study was to create a description, picture, painting in systematic, timely and reliable information on the facts, properties and relationships between phenomena are investigated.

2. Data Collection Methods

a. Primary data

Is data collected directly from the object examined. The form of data on research and community Bina Darma University. The methods used to collect the data are:

1. Observation

Authors conducted direct observations at Research and Community service institute of Bina Darma University, to see first hand how the existing system works.

2. Interview

Conduct a discussion or dialogue directly with the manager of the Research and Community Service Institute Bina Darma University (LPPM) containing questions related to the data required.

b. Secondary Data

Is data collection by studying the problems associated with the object under study and learned book, which consists of:

1. Library research

The author uses the knowledge gained from a books, literature in libraries, scientific journals and the internet which are close relation to research conducted.

2. Documentation

Authors take the necessary data on the Research and Community Service Institute Bina Darma University.

3. Method Development

In a system development, we recognize the concept SDLC (*System Development of Life Cycle*).

Software Development Life Cycle or System Development Life Cycle is a the process of developing or changing a software system using models and methodologies that people use to develop software systems before (based on best practices or ways that are well tested).



Figure 1 SDLC diagram

III. RESULT AND DISCUSSION

1. System Design

a. Entity Relationship Diagram (ERD)

Entity Relationship Diagram is an object that can be defined in a user environment. The main component is the formation of ER diagrams of entities and relationships) [5]. Relationship between one entities to another entity can be seen in the Entity Relationship Diagram.

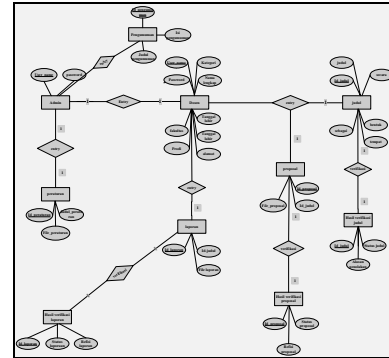


Figure 2 Entity relationship diagram

b. Context Diagram

The LPPM website creation process includes several activities including creation context diagram. Context diagram is a tool for structural analysis. Approach is to describe the structure of the system in general or that of the overall LPPM Bina Darma University Palembang.

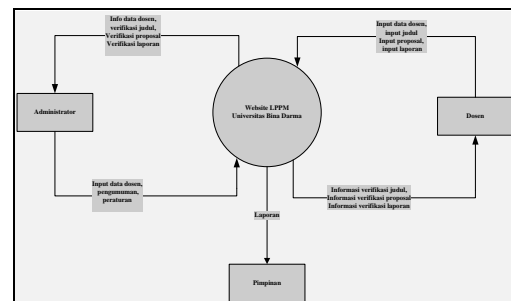


Figure 3 context diagram

2. Design Result

1. Home

This page is the main interface between the system and the user. On this page are some of the main menu, such as Home, About LPPM, Vision Mission LPPM, Research and Community Services, Facilities LPPM, and then on the Contact Us page also contained Login Area, Rule, Link Site, Contact Us and Announcements which can be seen in the following figure:



Figure 4 Home Menu

2. About Us Page

This page is a description of the LPPMUBD. Can be seen in the image below.



Figure 5 About Us page

3. Vision and Mission Page

This page is a page that describes the vision and mission of LPPM. This page can be seen in the image below:

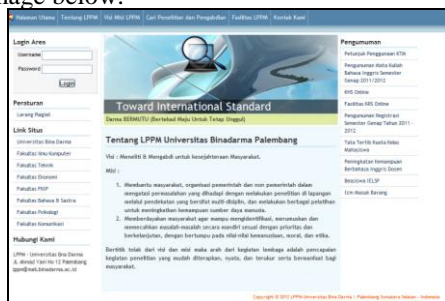


Figure 6 Vision and Mission Page

4. Search Research and Community Service Page

This page is a page that used the LPPM website visitors or users to find data-UBD research and community service ever conducted by Bina Darma University Lecturer. Can be seen in the image below.



Figure 7 Search Research and Community Service Page

5. Facilities page of LPPM

This page is a page that describes the existing facilities in the LPPM-UBD. Can be seen in the picture below:

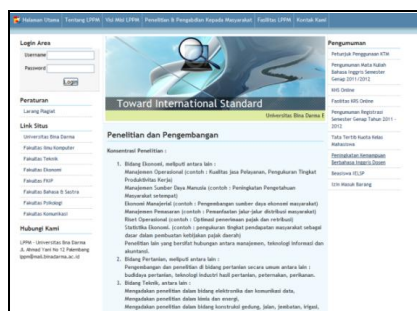


Figure 8 Facilities page of LPPM

6. Contact Us Page

This page is a page that describes the contact with the LPPM-UBD, which contains the address, phone, email and homepage. Here's Contact Us page views:

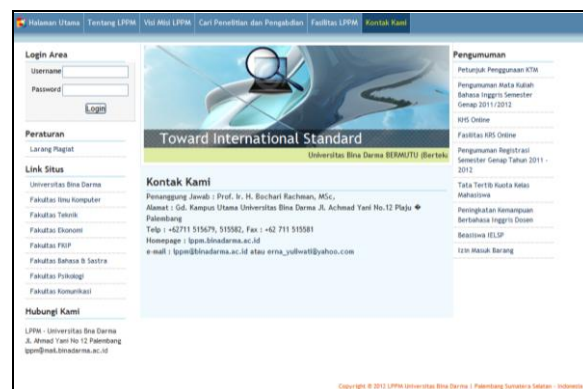


Figure 9 Contact Us Page

7. Login User

Login User can be found on the main, Lecturer and Head. Login Area can be seen in the picture below:

Figure 10 Login User

8. Lecturer Permissions page

To be able to open the Permissions page is used Lecturer login. Lecturer enter a user name and password at the login area. After logging lecturers will go on the page permissions lecturer, on the page where faculty can apply either the title of the research and community service, if the title has been accepted, the faculty can submit proposals in accordance with the titles that have been received and lecturers can also submit a final report of research or community service has been done. The following permissions page views lecturer:

Figure 11 Lecturer Permissions page

9. Title Submission Page

On this page there is a list of titles submissions made by both the faculty research and community service. Can be seen in the image below:

No	Judul	Kategori	Status	Batas Waktu
1	Analisis Sistem Informasi Geografis pada Perencanaan Wilayah Kota / Personal	Penelitian	Dalam Proses	Batas Waktu
2	Analisis Sistem Informasi Geografis pada Perencanaan Wilayah Kota / Personal	Penelitian	Ditulus	(21 February, 2012)
3	Analisis Sistem Informasi Geografis pada Perencanaan Wilayah Kota / Personal	Penelitian	Ditulus	(21 February, 2012)

Figure 12 Title Submission Page

This page is only used to see a list submissions faculty titles, lecturers can also be used to apply for a new title that consists of two categories, namely the submission of title research and title submission community service. When teachers select button it will show a new research their topic submission form as follows:

Figure 13 Title Submission form

When lecture choose the new service, it will show the title of the study submission form as follows:

figure 14 Community Service Form

10. Proposal Submission page

On this page there is a list of proposals that have been made by both lecture research and community service. Can be seen in the picture below:

No	Judul	Kategori	Status	Batas Waktu
1	ANALISIS DAN PERANCANGAN SISTEM INFORMASI AKUNTANSI / Libat File	Penelitian	Ditulus	(21 February, 2012)
2	Analisis dan Perancangan Basis Data untuk Mendukung Aplikasi ERP	Penelitian	Dalam Proses	Batas Waktu

figure 15 Proposal Submission Page

This page is used in addition to lecturers to see a list of proposals, lecturers can also be used to submit a new proposal. To submit a proposal lecturers choose the new proposals it will show a form like the following proposals:

Figure 16 Proposal Submission Form

11. Report Page

On this page there is a list of the submission of the report has been done by lecturers research and community service. Can be seen in the picture below

Figure 17 Report Page

This page is also used to view the list of lecturers filing reports, lecturers can also be used to file a new report. To file a report lecturers choose the new report it will show a form submission of a report such as the following:

Figure 18 Report Form

12. Administrator Access page

To be able to open the Administrator Permissions page is used login. Administrator to enter username and password in the login area. After logging in Administrator will log on administrator permissions page, the page where the administrator can verify the title, proposal verification, verification reports, Looking at the data research and community service, manage announcements to be displayed, and manage data lecturer. The following administrator permissions page views:

figure 19 Administrator Access page

13. Title Verification page

Verification of the title page is a page that is used to verify that the title is done by the manager. Where on the page is a list of titles submissions made by the lecturer. Here is a display page title verification.

figure 20 Title Verification page

Verification can be performed on the list of title submission is accepted or rejected the title that has been done lecturer. If the title is received it will show a message like the following:

Figure 21 Title on process

If the title is rejected it will show the confirmation form rejection title, where the form is used to enter a reason for rejection of the title. The form can be seen in the image below:

Figure 22 Confirmation Form Rejection

14. Proposal Verification Page

Proposal verification page is a page that serves to verify the proposal made by the administrator. Where on the page is a list of proposals that have been uploaded by the faculty based on the title received. Here is a proposal verification page views.




Figure 23 Proposal Verification Page

Verification can be performed on the list of proposals is received or requested a revised proposal which has been uploaded by a lecturer. If the title is received it will show a message like the following:

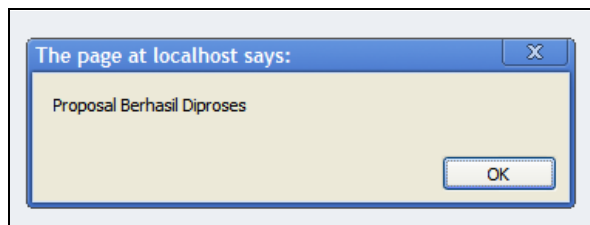


Figure 24 Proposal Successfully Processed

The proposal must be revised if it will show a revised proposal request confirmation form, where the form is used to insert the contents of the revised proposal. The form can be seen in the image below:

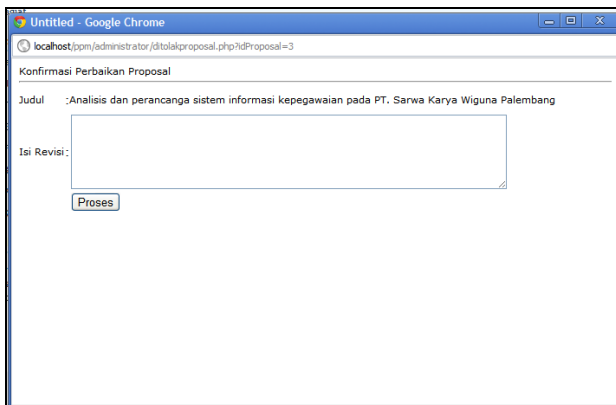


Figure 25 Repair Confirmation Form Proposal

15. Page Verification Reports

Verification report page is a page that serves to verify the statements made by the administrator. Where on the page is a list of reports that have been uploaded by the lecturer based on proposals received. Here is a page view verification report.

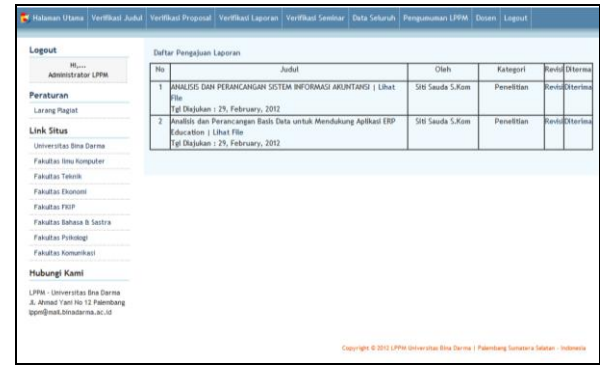


Figure 26 Verification Reports Page

Verification can be performed on the list is the submission of a report or request revisions received reports that have been uploaded by the lecturer. If the title is received it will show a message like the following:

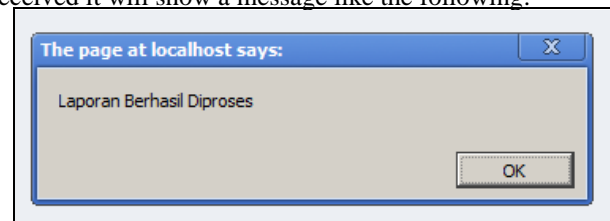


Figure 27 Successfully Processed report

If the report had to be revised it will show a confirmation request revised report form, where the form is used to insert the contents of the revised report. The form can be seen in the image below:

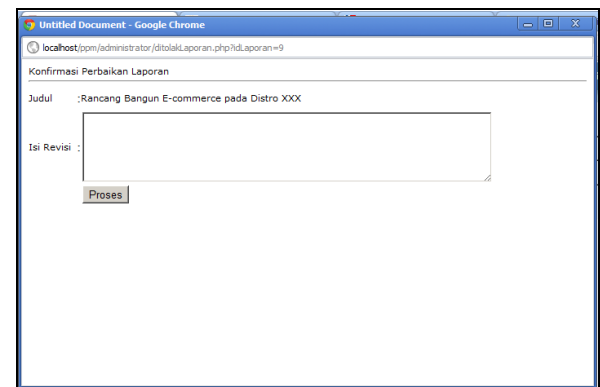


Figure 28 Confirmation Improvement Proposal

16. Conference verification page

Conference verification page is a page that serves to verify the administrator seminar conducted by lecturers. Where on the page is a list of proposals or reports to be verified whether the administrator has a seminar or not. Here is a seminar verification page views.

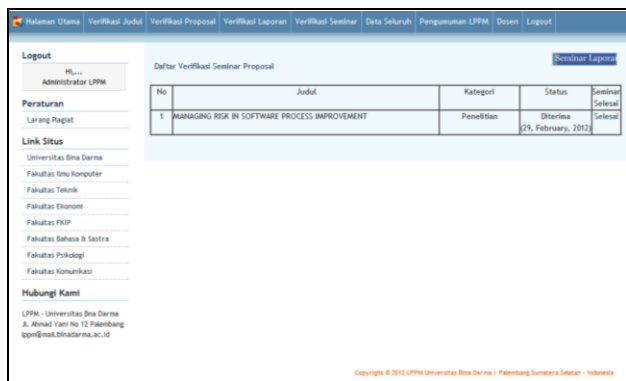


Figure 28 conference verification

17. Research and community service data page

Research and service data page is a page that displays all the data research and community service conducted by lecturers from the title, the proposal until the final report.



Figure 29 Data Research & community Service Page

When pressed menu detail info on the column it will show information about the study or the community service. Here's the info display research and community service

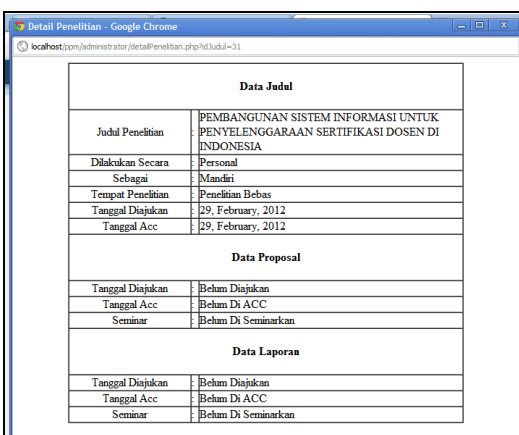


Figure 30 Research and Community Information

18. LPPM Announcements Page

LPPM Announcements page is to process all the data announcements will be displayed on the main page of the

website LPPM-UBD. On this page the administrator can enter a new announcement, modify or remove existing announcements. The following pages display the data announcement LPPM.




Figure 31 Announcements LPPM

If you want to insert a new announcement then the administrator must select the Create New button, it will show the form add the following announcement

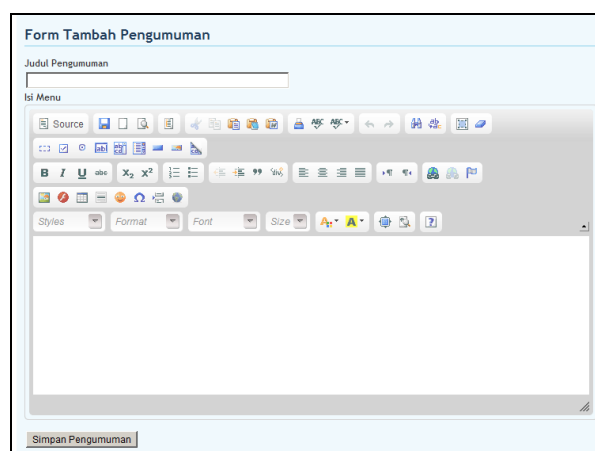


Figure 32 Add Announcement Form

19. Lecturers Data Collection Page

Lecturer Data Collection page is a page to process all the data bina dharma university lecturer. On this page the administrator can enter data of new faculty, change or delete data lecturer who has been there.



Figure 33 Lecturer data page

If you want to enter data then the new faculty administrator must select the Create New button, the form will look like the following:

Figure 34 Input Lecturer data form

20. Access Rights for Leaders Page

To be able to open the page use the login Access Rights Leader. Leaders to enter your username and password to login area. After logging in leadership will go head permissions page, the page where the leader can see the LLPM activity reports and research reports, and community service. The following permissions page views leadership:

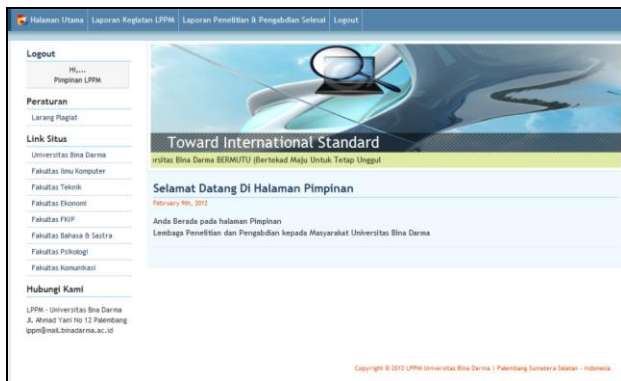


Figure 35 Access Leader page

21. LPPM Activity Report

If the page permissions leaders, activity leaders choose menu LPPM report it will show the following page

Figure 36 Print Verification Activity Report LPPM

On page print verification reports LPPM activities, leadership chose faculty, study program start date and an end date to be printed on the LPPM activity report. Where

have been the leaders choose the print button, and then will appear LPPM activity reports as follows:

LAPORAN KEGIATAN LEMBAGA PENELITIAN DAN PENGABDIAN MASYARAKAT FAKULTAS ILMU KOMPUTER PROGRAM STUDI SISTEM INFORMASI UNIVERSITAS BINADAMA			
No	Jenis Kegiatan	Tema Kegiatan	Keterangan
1	Penelitian	Rancang Bangun E-commerce pada Distro XXX	Distro XXX Proposal Sudah Di Terima Siti Saida S Kom
2	Penelitian	Analisis dan Perancangan Website LPPM berbasis OOAD	LPPM Binadarma Proposal Sudah Di Terima Siti Saida S Kom
3	Penelitian	Analisis dan Perancangan Sistem Informasi Kepegawaian pada PT. Sarwa Karya Wiguna Palembang	PT. Sarwa Karya Wiguna Palembang Proposal Sudah Di Terima Siti Saida S Kom
4	Pengabdian	Pengabdian Pada LSM Tamran	Kuburan Proposal Sudah Di Terima Muhammad Bunyamin
5	Penelitian	Perancangan	UBC Proposal Sudah Di Terima Muhammad Bunyamin

Figure 37 LPPM Activity Report

22. Research Reports and Community Services

If the leadership of the permissions page, select the report led research & community service it will show the following page:

Figure 38 Print Verification Reports Research & Service

Print verification page research report and community service, leadership chose faculty, study program start date and end date will be printed on the report. Where have been the leaders choose the print button, and then will perform research and community service reports as follows:

LAPORAN PENELITIAN DAN PENGABDIAN LEMBAGA PENELITIAN DAN PENGABDIAN MASYARAKAT FAKULTAS ILMU KOMPUTER PROGRAM STUDI SISTEM INFORMASI UNIVERSITAS BINADAMA			
No	Jenis Kegiatan	Tema Kegiatan	Instansi Yang Dituju
1	Penelitian	Analisis dan Perancangan Website LPPM berbasis OOAD	LPPM Binadarma Siti Saida S Kom

Figure 39 Research & Community Service report

IV. CONCLUSION

- Has produced a web-based information system that helps process work LPPM Bina Dharma University
- The resulting report is a report of research, community service reports and journal reports

REFERENCES

- [1] Direktorat riset dan pengabdian kepada masyarakat universitas binadarma. 2009. Panduan pengajuan proposal hibah pengabdian kepada masyarakat universitaas indonesia.jakarta;universitas indonesia.
- [2] Nasir, Moh., 2003. *Metode Penelitian*, Jakarta : Ghalia Indonesia
- [3] Pemerintah republik indonesia. 2002. Undang-undang republik indonesia nomor 18 tahun 2002 tentang sistem nasional penelitian, pengembangan dan penerapan ilmu pengetahuan dan teknologi
- [4] Pressman, Roger S., 2002. *Rekayasa Perangkat Lunak Pendekatan Praktisi* (Buku Satu), Andi, Yogyakarta.
- [5] Rosa A.S & M.Shalahuddin. 2011. *Modul Pembelajaran Rekayasa Perangkat Lunak*. Bandung : Penerbit MODULA J.