

WEBSITE DESIGN RESEARCH AND COMMUNITY SERVICE INSTITUTE IN BINA DARMA UNIVERSITY

Siti Sa'uda

Informatics engineering
Bina Darma University
Palembang, Indonesia
sitisauda@mail.binadarma.ac.id

Qoriana

Computer Science
Bina Darma University
Palembang
Qoriana.ub

Abstract - This study aimed to draft Research and Community Service Institute (LPPM) at Bina Darma University Palembang using PHP and MySQL. Web-based application can be an alternative choice for users because it can save time, money and effort. Designing a website means of information online that is accessible to anyone, either from the LPPM Bina Darma University professors as well as the visitors who visit the site. Website design requires planning strategy best way to entice the user to want to visit and search of information. Speed in opening a web page is one of the important factors in building web applications

Kata kunci : PHP, Mysql, Website, Information

I. INTRODUCTION

In line with its mission statement by the College through the concept of Tri Dharma's University, College of the duty to research and community service, in addition to education. In this case the mission by universities is basically to collect, preserve, and transfer the culture, humanity, and knowledge of mankind from generation to generation. In other words, universities are not only required for the transfer of knowledge through the teaching process, but also is required to collect and explore new knowledge through research and development (research and development, R & D).

Research and Community Service Institute is an agency that coordinates research activities and community service and is responsible to the Rector of Bina Darma University. It is implementing elements of the academic in a university to carry out the Tri Dharma's University, the research activities and community service.

According to the Law of the Republic of Indonesia Number 18 of 2002 on the National System of Research, Development, and Application of Science and Technology (Chapter I General Provisions, Article 1) is the research activities carried out according to the rules and systematic scientific methods to obtain information, the data, and

Indonesia, community service activity is an activity that quality of human resources expansion of insight, knowledge conducted by academic embodiment of devotion dharma improving the welfare of to empower low-income community

Research activities and functionally to involve faculty entire academic environment community service is not Dharma's University (teaching service). In data processing service, LPPM does not have storing and presenting information service. Anyone who want service must send the proposal media, CD, flash disc or e-mail delivery proposal. Then the deadline is not specified approved or not.

In the management of administrative complex is deadline for the completion of community service. So many side. One example, for reply, sometimes it is not a If this is ignored then it is possible LPPM services to be decreased

Based on the description and community-based website management of research LPPM-Bina Darma University

II. MAT

Descriptive method is a method in researching the status of a group of people, an object, a set of conditions, a system of thought, or a class of events in the present. The purpose of this descriptive study was to create a description, picture, painting in systematic, timely and reliable information on the facts, properties and relationships between phenomena are investigated.

2. Data Collection Methods

a. Primary data

Is data collected directly from the object examined. The form of data on research and community Bina Darma University. The methods used to collect the data are:

1. Observation

Authors conducted direct observations at Research and Community service institute of Bina Darma University, to see first hand how the existing system works.

2. Interview

Conduct a discussion or dialogue directly with the manager of the Research and Community Service Institute Bina Darma University (LPPM) containing questions related to the data required.

b. Secondary Data

Is data collection by studying the problems associated with the object under study and learned book, which consists of:

1. Library research

The author uses the knowledge gained from a books, literature in libraries, scientific journals and the internet which are close relation to research conducted.

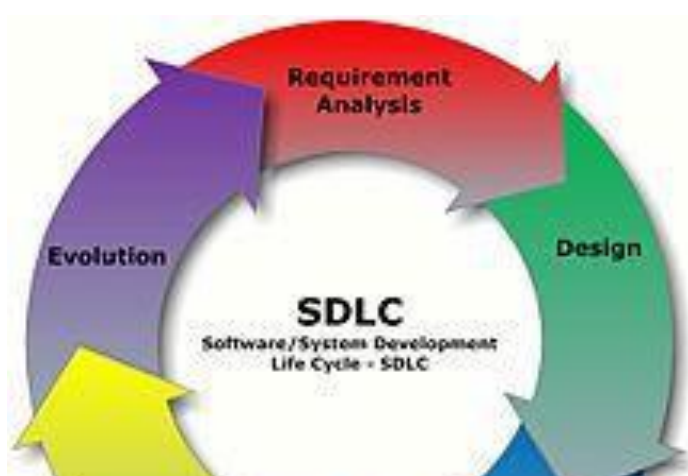
2. Documentation

Authors take the necessary data on the Research and Community Service Institute Bina Darma University.

3. Method Development

In a system development, we recognize the concept SDLC (*System Development of Life Cycle*).

Software Development Life Cycle or System Development Life Cycle is a the process of developing or changing a software system using models and methodologies that people use to develop software systems before (based on best practices or ways that are well tested).



III. RE

1. System Design

a. Entity Relationship

Entity Relationship Diagram is defined in a user environment the formation of ER (relationships) 5. Relationships between entities can be Diagram.



Figure 2 Entity

b. Context Diagram

The LPPM website context diagram is a tool for structure describe the structure of the overall LPPM Bina Darma



Figure

2. Design Result

1. Home

This page is the main the user. On this page a Home, About LPPM, Vision Community Services, Faculty Contact Us page also contains Contact Us and Announcements

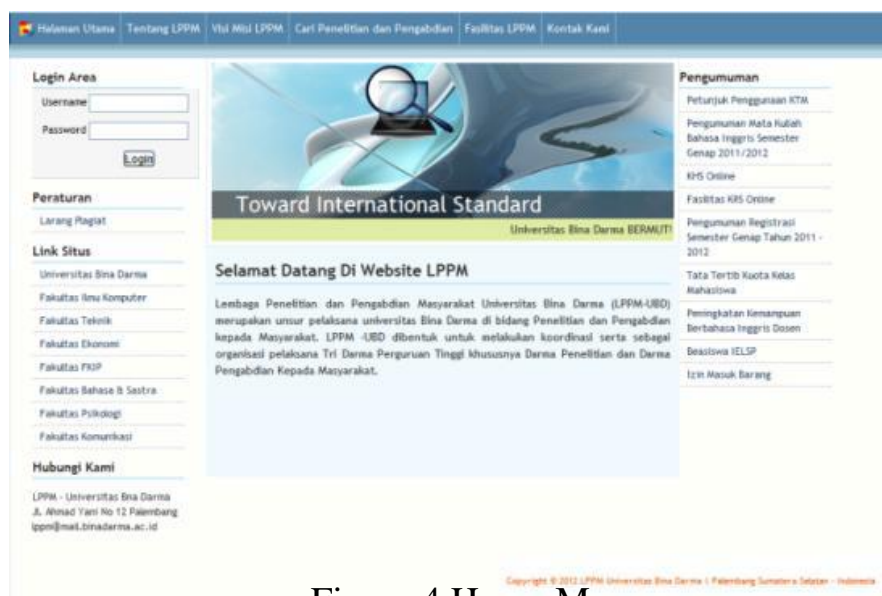


Figure 4 Home Menu

2. About Us Page

This page is a description of the LPPMUBD. Can be seen in the image below.



Figure 5 About Us page

3. Vision and Mission Page

This page is a page that describes the vision and mission of LPPM. This page can be seen in the image below:



Figure 6 Vision and Mision Page

4. Search Research and Community Service Page

This page is a page that used the LPPM website visitors or users to find data-UBD research and community service ever conducted by Bina Darma University Lecturer. Can be seen in the image below.



Figure 7 Search Res

5. Facilities page of L

This page is a page that describes the facilities in the LPPM-UBD. Can be seen in the image below:



Figure 8 Facilities pa

6. Contact Us Page

This page is a page that describes the contact information for LPPM-UBD, which contains the contact information for the homepage. Here's Contact Us Page:



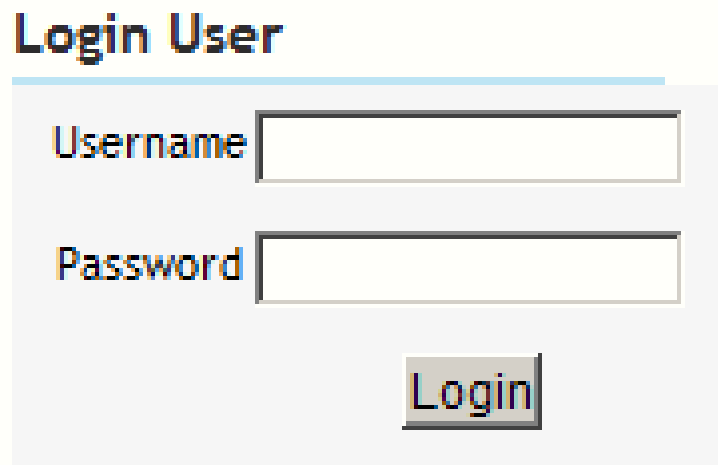


Figure 10 Login User

8. Lecturer Permissions page

To be able to open the Permissions page is used Lecturer login. Lecturer enter a user name and password at the login area. After logging lecturers will go on the page permissions lecturer, on the page where faculty can apply either the title of the research and community service, if the title has been accepted, the faculty can submit proposals in accordance with the titles that have been received and lecturers can also submit a final report of research or community service has been done. The following permissions page views lecturer:

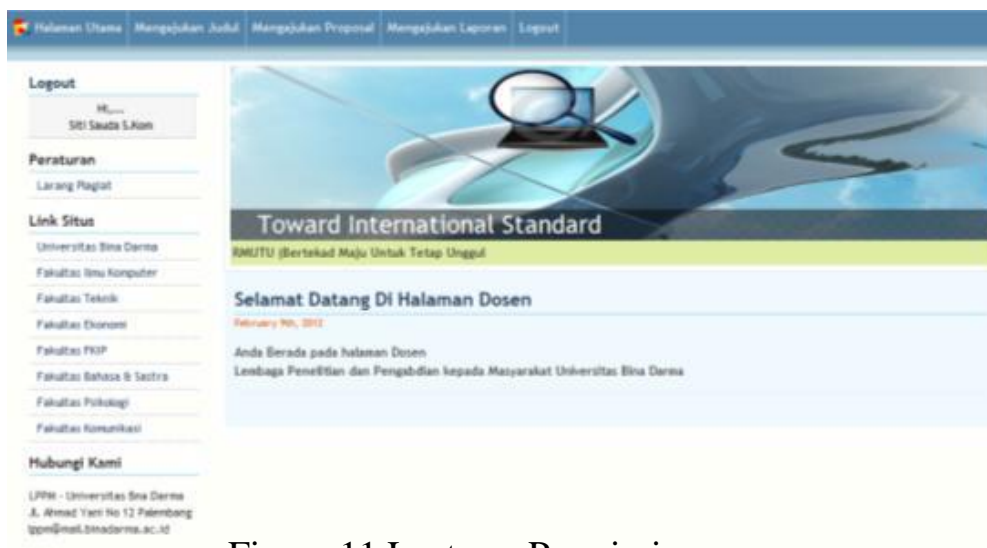


Figure 11 Lecturer Permissions page

9. Title Submission Page

On this page there is a list of titles submissions made by both the faculty research and community service. Can be seen in the image below:




Figure 12 Title Submission Page

This page is only used to see a list submissions faculty



Figure 13

When lecture choose title of the study submission



figure 14 C

10. Proposal Submission

On this page there is made by both lecture research be seen in the picture below:



figure 15 P

This page is used in a proposals, lecturers can a proposal. To submit a proposals it will show a form

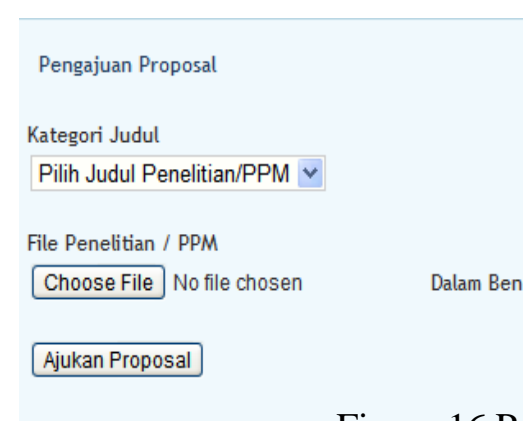


Figure 16 P

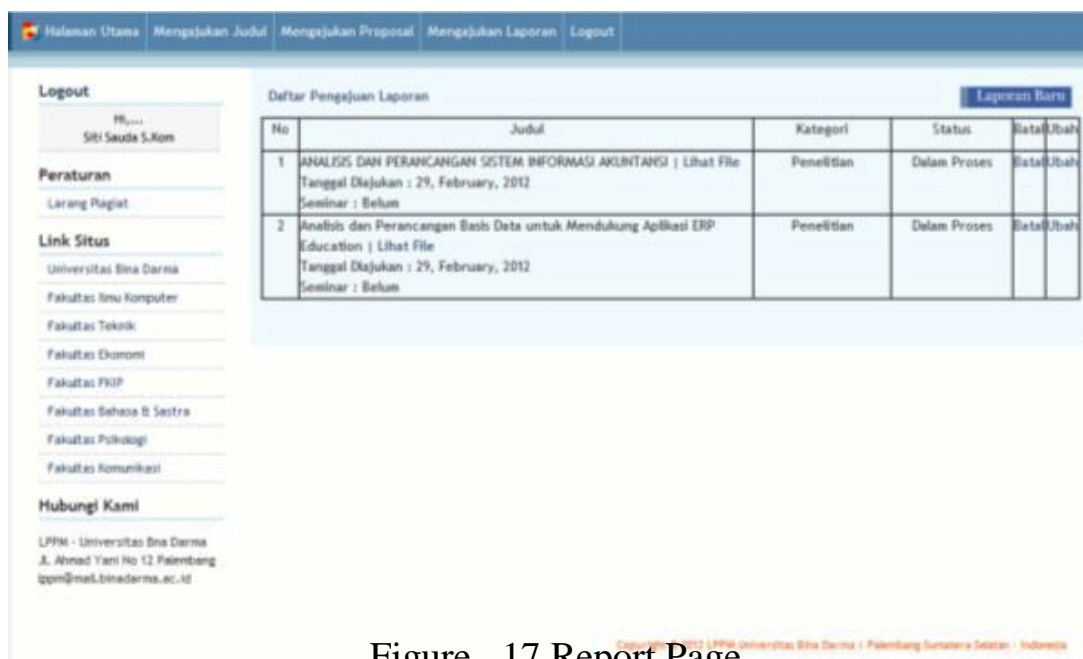


Figure 17 Report Page

This page is also used to view the list of lecturers filing reports, lecturers can also be used to file a new report. To file a report lecturers choose the new report it will show a form submission of a report such as the following:




Figure 18 Report Form

12. Administrator Access page

To be able to open the Administrator Permissions page is used login. Administrator to enter username and password in the login area. After logging in Administrator will log on administrator permissions page, the page where the administrator can verify the title, proposal verification, verification reports, Looking at the data research and community service, manage announcements to be displayed, and manage data lecturer. The following administrator permissions page views:



figure 19 Administrator Access page



figure 20

Verification can be done by a lecturer. If the title is rejected, the lecturer can see the rejection title, where the rejection of the title. The following is like the following:

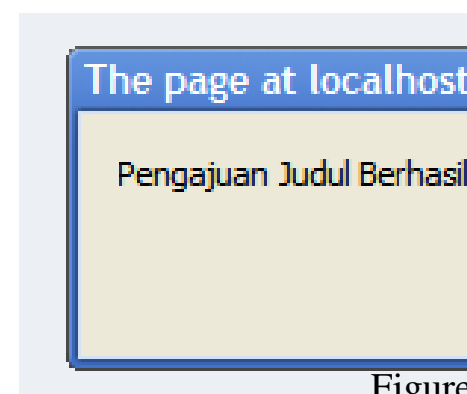


Figure 21

If the title is rejected it will show a rejection title, where the rejection of the title. The following is like the following:

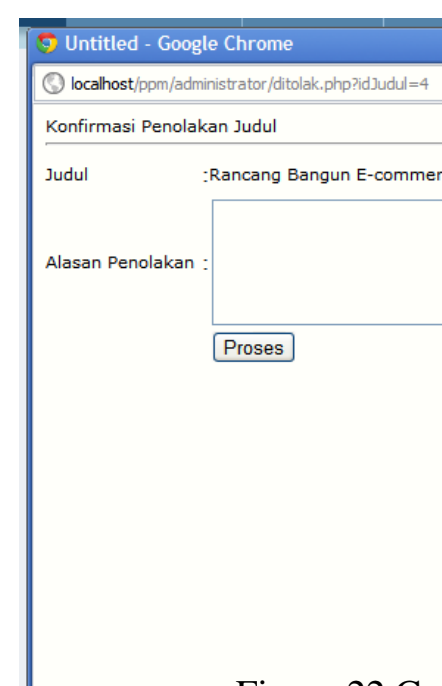


Figure 22 Co

14. Proposal Verification

Proposal verification page is used to verify the proposal made by the lecturer. It is a list of proposals that have been received based on the title received. The following is like the following page views.

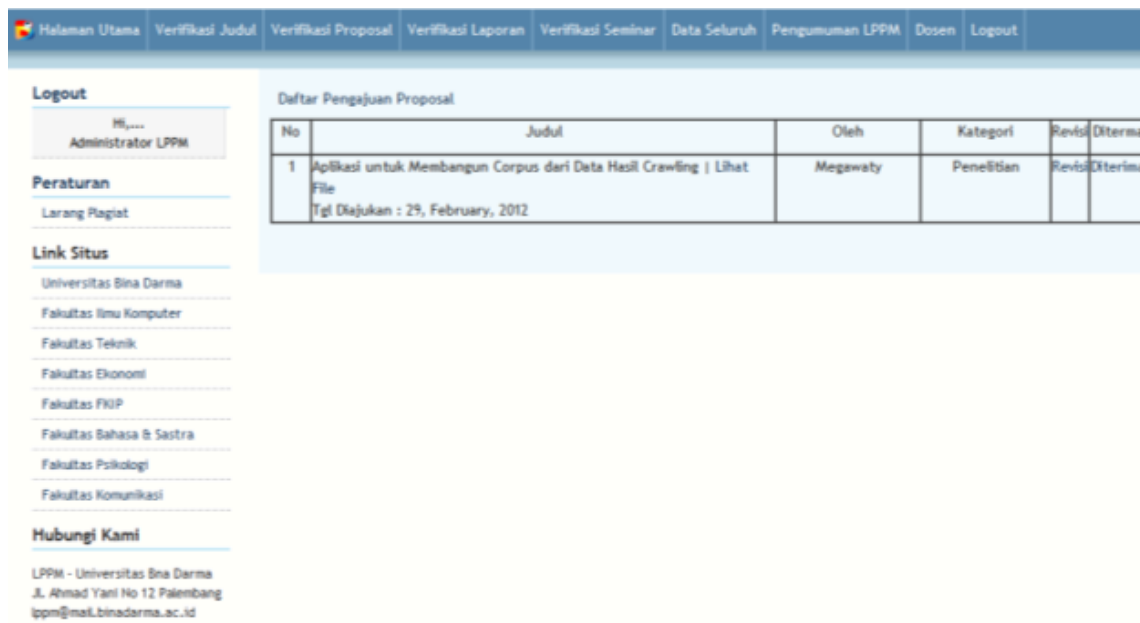


Figure 23 Proposal Verification Page

Verification can be performed on the list of proposals is received or requested a revised proposal which has been uploaded by a lecturer. If the title is received it will show a message like the following:

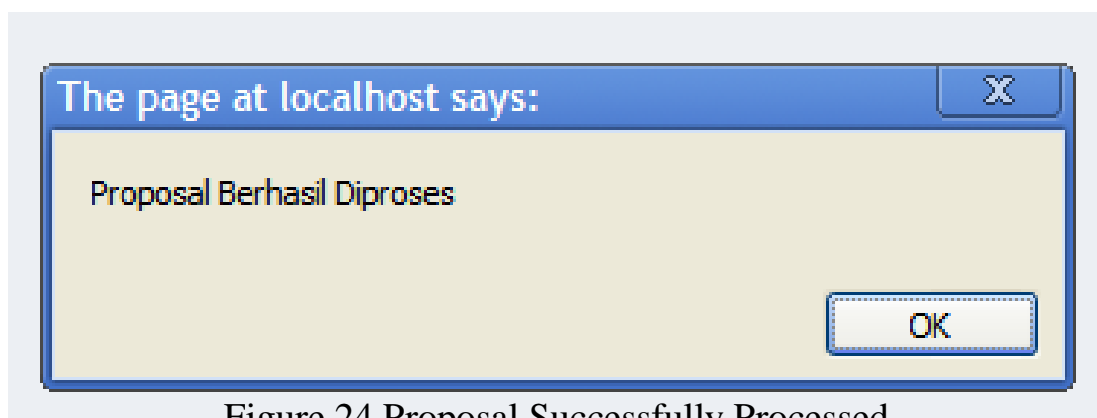


Figure 24 Proposal Successfully Processed

The proposal must be revised if it will show a revised proposal request confirmation form, where the form is used to insert the contents of the revised proposal. The form can be seen in the image below:

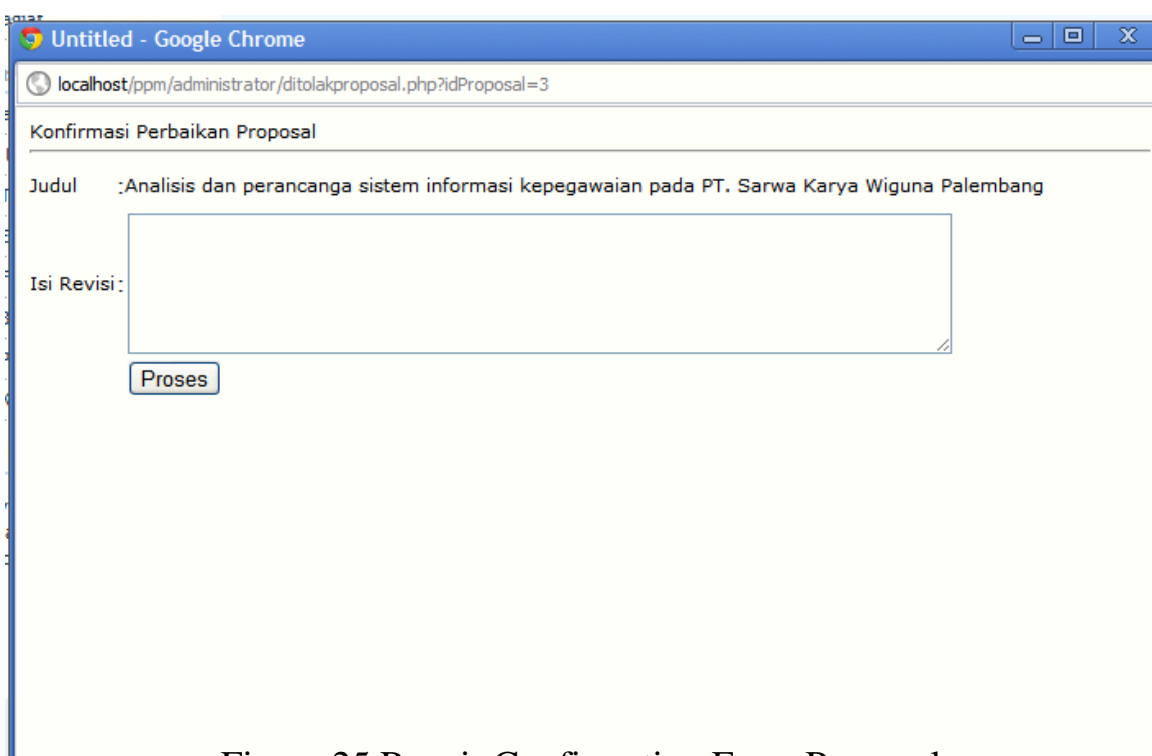


Figure 25 Repair Confirmation Form Proposal

15. Page Verification Reports

Verification report page is a page that serves to verify the statements made by the administrator. Where on the page is a list of reports that have been uploaded



Figure 26 V

Verification can be submission of a report or request that have been uploaded received it will show a message

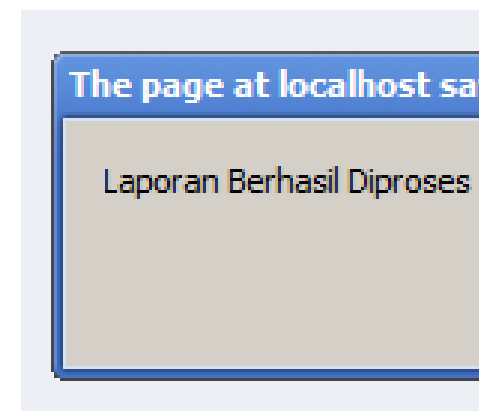


Figure 27 Success

If the report had to confirmation request revised used to insert the content can be seen in the image below

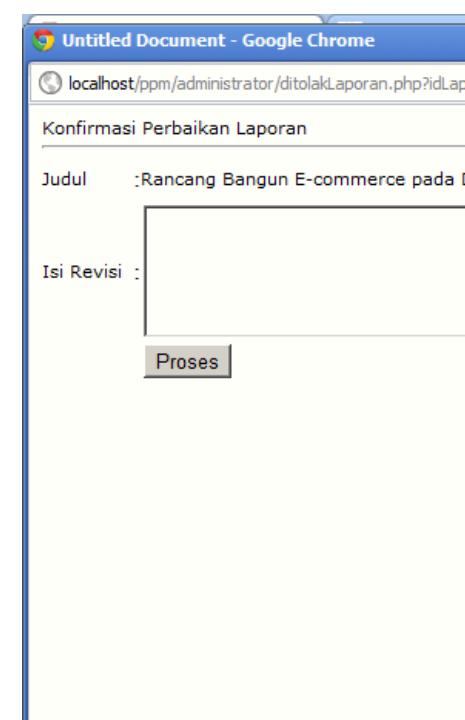


Figure 28 Confir

16. Conference verification
Conference verification verify the administrator's Where on the page is a verified whether the administrator Here is a seminar verification



Figure 28 conference verification

17. Research and community service data page

Research and service data page is a page that displays all the data research and community service conducted by lecturers from the title, the proposal until the final report.

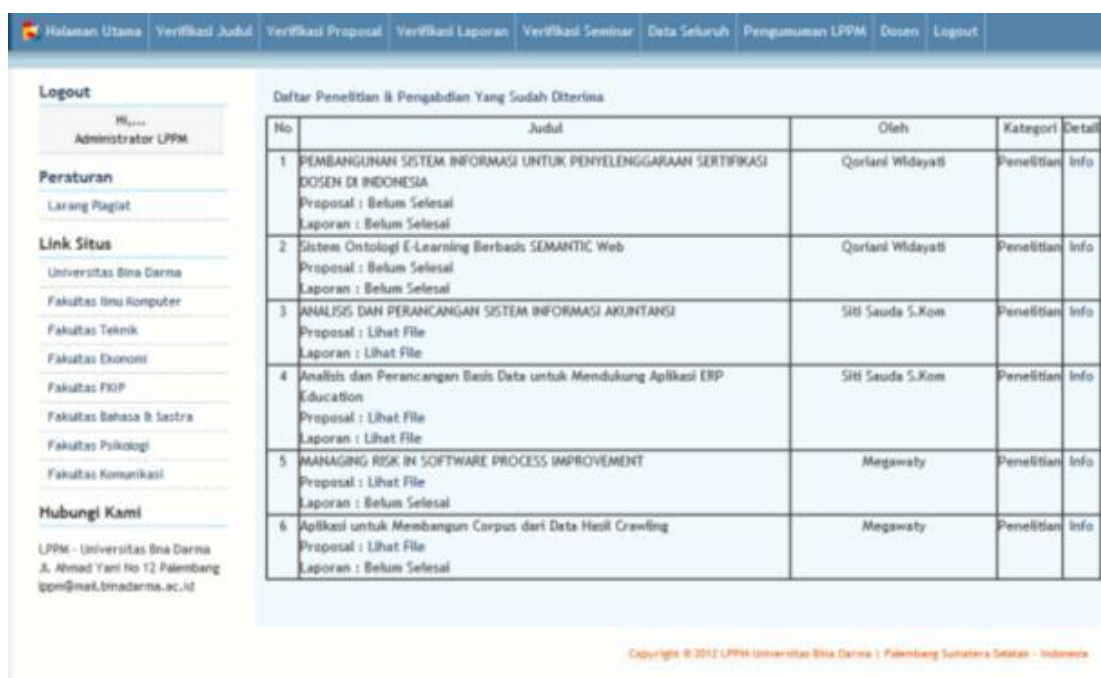
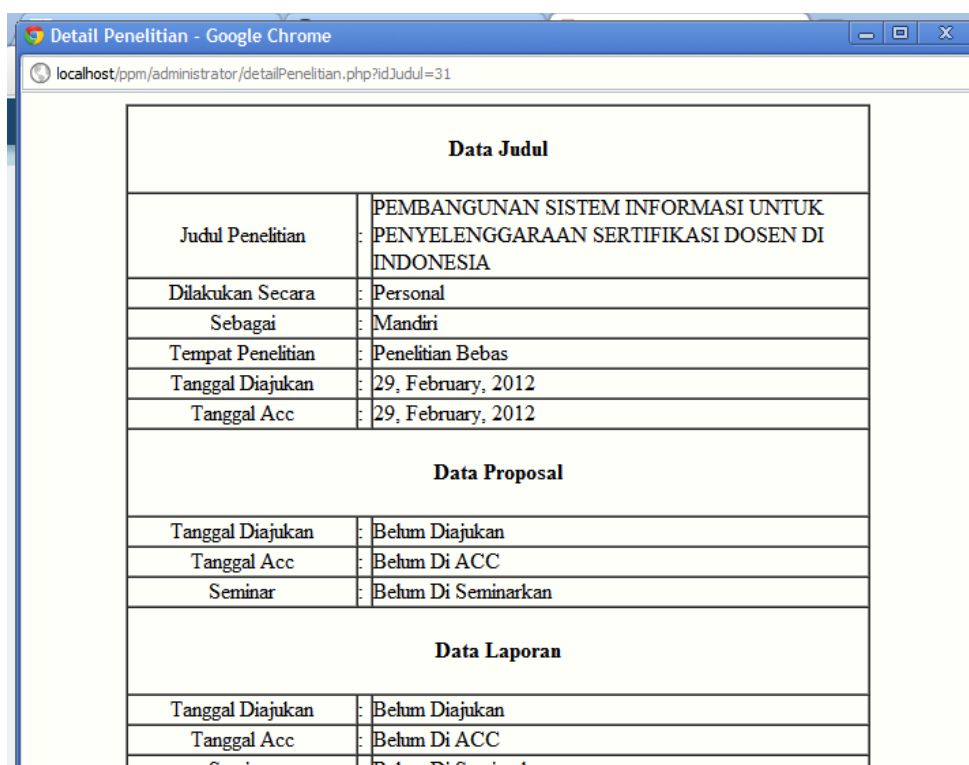


Figure 29 Data Research & community Service Page

When pressed menu detail info on the column it will show information about the study or the community service.

Here's the info display research and community service



website LPPM-UBD. Or enter a new announcement announcements. The following announcement LPPM.



Figure 31

If you want to insert and administrator must select show the form add the following

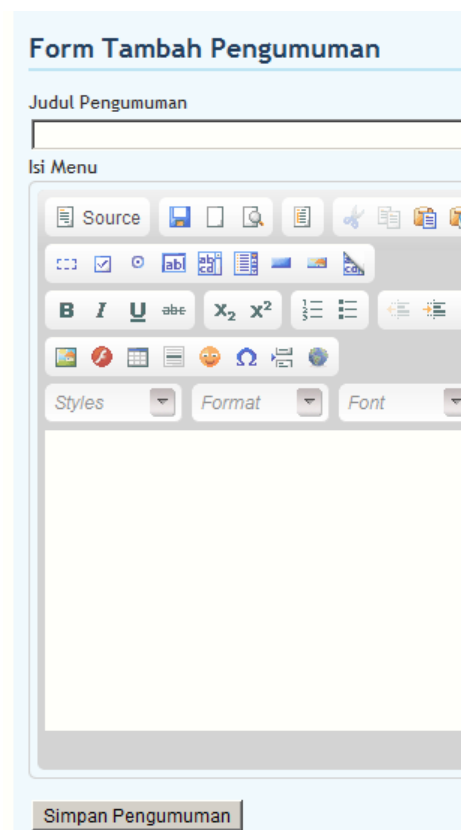


Figure 32 A

19. Lecturers Data Collection Lecturer Data Collection the data bina dharma and administrator can enter data data lecturer who has been the



If you want to enter data then the new faculty administrator must select the Create New button, the form will look like the following:

Figure 34 Input Lecturer data form

20. Access Rights for Leaders Page

To be able to open the page use the login Access Rights Leader. Leaders to enter your username and password to login area. After logging in leadership will go head permissions page, the page where the leader can see the LLPM activity reports and research reports, and community service. The following permissions page views leadership:

Figure 35 Access Leader page

21. LPPM Activity Report

If the page permissions leaders, activity leaders choose menu LPPM report it will show the following page

have been the leaders choose appear LPPM activity report

LEMBAGA PENELITIAN
FAKULTAS
PROGRAM STUDI
UNIVERSITAS

No	Jenis Kegiatan	Tema Kegiatan
1	Penelitian	Rancang Bangun E-con
2	Penelitian	Analisis dan Perancangan OOAD
3	Penelitian	Analisis dan Perancangan Kepegawaian pada PT. Palembang
4	Pengabdian	Pengabdian Pada LSM
5	Penelitian	Perancangan

Figure 37

22. Research Reports

If the leadership of report led research & community service following page:

Figure 38 Print Verification

Print verification page service, leadership choose start and end date will be printed on the leaders choose the print research and community service

LAPORAN PENELITIAN
LEMBAGA PENELITIAN
FAKULTAS
PROGRAM STUDI
UNIVERSITAS

No	Jenis Kegiatan	Tema Kegiatan
1	Penelitian	Analisis dan Perancangan OOAD

Figure 39 Research

IV.

1. Has produced a work

REFERENCES

- [1] Direktorat riset dan pengabdian kepada masyarakat universitas binadarma. 2009. Panduan pengajuan proposal hibah pengabdian kepada masyarakat universitaas indonesia.jakarta;universitas indonesia.
- [2] Nasir, Moh., 2003. *Metode Penelitian*, Jakarta : Ghalia Indonesia
- [3] Pemerintah republik indonesia. 2002. Undang-undang republik indonesia nomor 18 tahun 2002 tentang sistem nasionla penelitian, pengembangan dan penerapan ilmu pengetahuan dan teknologi
- [4] Pressman, Roger S., 2002. *Rekayasa Perangkat Lunak Pendekatan Praktisi (Buku Satu)*, Andi, Yogyakarta.
- [5] Rosa A.S & M.Shalahuddin. 2011*Modul Pembelajaran Rekayasa Perangkat Lunak*

